


























IT Se il telecomando non funziona correttamente cambiare il codice impostato premendo insieme:

-  e  per il COD 2
-  e  per il COD 3
-  e  per il COD 4
-  e  per il COD 1








UK If the remote control does not work properly, please change the preset code by pressing simultaneously:

-  and  for COD 2
-  and  for COD 3
-  and  for COD 4
-  and  for COD 1








FR Si la télécommande ne fonctionne pas correctement, changez le code prédéfini en appuyant en même temps sur:

-  et  pour le COD 2
-  et  pour le COD 3
-  et *TEXT* pour le COD 4
-  et  pour le COD 4








DE Wenn die Fernbedienung nicht richtig funktioniert, ändern Sie den voreingestellten Code durch gleichzeitiges Drücken der folgenden Tasten:

-  und  für COD 2
-  und  für COD 3
-  und *TEXT* für COD 4
-  und  für COD 1








ES Si el telemando no funciona correctamente, cambien el código preajustado presionando al mismo tiempo:

-  y  para el COD 2
-  y  para el COD 3
-  y *TEXT* para el COD 4
-  y  para el COD 1

PT Se o comando não funcionar corretamente, cambie o código predefinido pressionando ao mesmo tempo:

-  e  para o COD 2
-  e  para o COD 3
-  e *TEXT* para o COD 4
-  e  para o COD 1

GR Αν το τηλεχειριστήριο δεν λειτουργεί σωστά, παρακαλούμε να αλλάξετε τον προκαθορισμένο κωδικό πατώντας ταυτόχρονα:

-  και  για ΚΩΔΙΚΟΣ 2
-  και  για CODE 3
-  και *TEXT* για CODE 4
-  και  για CODE 1

In compliance with the Legislative Decree adopting the directives 2002/95/CE, the G.B.S. elettronica being a supplier of the product, issues the following information: It is mandatory not to dispose of the RAEE as if they were urban waste, but to carry out a separate collection of them.

When delivering the equipment upon purchase of a new one, the same manufacturer shall provide in re-using, recycling it or other forms of recycle through measures implemented and approved by the public administrations.

Such information is supplied in order to prevent potential effects on the environment and human health due to the presence of dangerous substances in electronic equipments or due to an improper use of the same; therefore,

